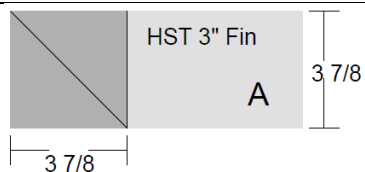
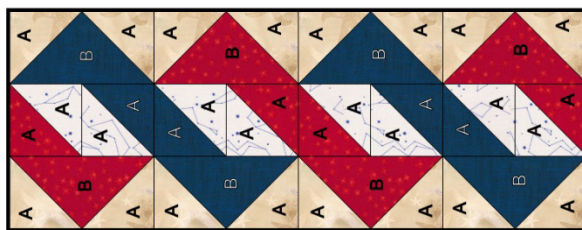


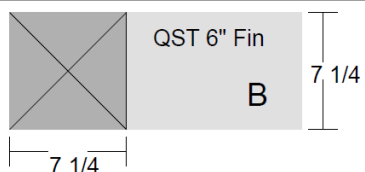
Block of the Day 2023

1216 Spirals 9" x 24"

Click or Scan code to see video



55009, 55703 or
12" Qube Shape 5 or
6" Qube Shape 3



55726 or
Flying Geese 3x6" Fin 55456 or
12" Qube Shape 4



A – 8 @ 3-7/8" (4" to trim) squares for FG 4 At A Time **OR**
cut each in half once diagonally for 16 patches.



A – 4 @ 3-7/8" (4" to trim) squares for HST 2 At A Time **OR**
cut each in half once diagonally for 8 patches.



For each fabric:

A – 2 @ 3-7/8" (4" to trim) squares for HST 2 At A Time **OR**
cut each in half once diagonally for 4 patches.



B – 1 @ 7-1/4" square for FG 4 At A Time **OR**
cut each in half diagonally twice for 4 patches.

1. Using the A patches or squares for HST, make 4 of each HST units shown. The HST should measure 3-1/2".



3. Refer to diagram to assemble block.

2. using the remaining patches or squares, Make 4 of each FG units shown. The FG units should measure 6-1/2" x 3-1/2".

